

Certificate number: CM40469 Rev2

Certification Body:


 ABN: 81 663 250 815
 JASANZ Accreditation
 No. Z4450210AK
 PO Box 273,
 Palmwoods Qld 4555
 Australia
 P: +61 7 5445 2199
www.cmicert.com.au
office@cmicert.com.au

Certificate Holder:


 James Hardie Australia
 Pty Ltd
 ABN: 12 084 635 558
 10 Colquhoun St,
 Rosehill, NSW 2142
 Australia
 P: 13 11 03
www.jameshardie.com.au

THIS IS TO CERTIFY THAT

Hardie™ Gravis™ Panel Floor

Type and/or use of product:

Floor panels

Description of product:

The Hardie™ Gravis™ Panel Floor comprises of 75mm autoclaved aerated concrete (AAC) panels and proprietary components supported by joists. Refer A2 for details.

COMPLIES WITH THE FOLLOWING BCA PROVISIONS AND STATE OR TERRITORY VARIATION(S)

BCA 2025

	Volume One	Volume Two
Performance Requirement(s):	F7P1 Sound transmission – Floors. Must be used in conjunction with other building elements to provide insulation against the transmission of airborne and impact generated sound sufficient to prevent illness or loss of amenity to the occupants. Refer A3.	H1P1(1), (2)(a) & (b) Structural reliability and resistance – Subject to <i>Limitation and Condition No. 1.</i>
Deemed-to-Satisfy Provision(s):	B1D4(b)(ii) Structural reliability – Determination of structural resistance of materials and forms of construction subject to <i>Limitation and Condition No. 1.</i> C2D2(2) Fire-Resisting Construction – Can be used in conjunction with other Fire-Resisting Construction subject to <i>limitation and condition 3.</i> C2D10(5)(e) Non-combustible building elements – Limited to the AAC Panel Only - Refer A3. J4D7 Energy Efficiency – Floors. Can be used in conjunction with other building elements to achieve a Total R-Value. Refer A3 and <i>limitation and condition 4.</i>	H3D2 Non-combustible building elements – Limited to the AAC Panel Only - Refer A3. H3D4 Separating Floors – Can be used in conjunction with other Fire-Resisting Construction subject to <i>limitation and condition 3.</i> H6D2(1)(b)(i) Energy efficiency – Floors. Can be used in conjunction with other building elements to achieve a Total R-Value. Refer A3.
State or territory variation(s):	B1D4 (NT, QLD) Part F7 (NT)	PART H6 (NSW, NT, TAS) & H6D2(1)(b)(ii) (VIC)

SUBJECT TO THE FOLLOWING LIMITATIONS AND CONDITIONS AND THE PRODUCT TECHNICAL DATA IN APPENDIX A AND EVALUATION STATEMENTS IN APPENDIX B


 Glen Gugliotti – CMI


 Don Grehan – Unrestricted Building Certifier

Date of issue: 23/06/2026

Date of expiry: 27/03/2029



Certificate of Conformity

Limitations and conditions:

1. Design and installation must be in strict accordance with the [Hardie™ Gravis™ Panel Floor Installation Guide Australia June 2026](#).
2. In all cases, it is a requirement that the Hardie™ Gravis™ Panel Floor incorporates either;
 - a. timber framing in accordance with AS 1684 - 'Residential timber-framed construction', treated dry kiln timber or durable hardwood, the building code of Australia and the framing manufacturer's specifications. Narrow Timber I Joists (min. 40mm wide) and LVL solid joist (min. 42mm wide): Refer to table 8 for specific fastener in the [Hardie™ Gravis™ Panel Floor Installation Guide Australia June 2026](#).
 - b. steel framing must be in accordance with the National Association of Steel-Framed Housing (NASH) Standard for Residential and Low-rise Steel Framing, Part 1 and the framing manufacturer's specifications. Framing members must be in the range 0.75mm to 1.9mm BMT (base metal thickness). The steel framing must have the appropriate level of durability required to prevent corrosion.
The structural support members are designed and engineered separately as per project requirements by building designers and engineers.
3. Compliance with FRL is dependent on the system components and construction being as specified in A3. Any deviation does not form part of this certificate of conformity.
4. As per the BCA 2025, For Class 2 buildings, Section J is replaced with Section J of NCC 2022 Amendment 2
5. The use of the certified product/system is subject to these Limitations and Conditions and must be read in conjunction with the Scope of Certification below.

Building classification/s:

Class 1,2,3,4,5,6,7,8,9 & 10

Scope of certification: The CodeMark Scheme is a building product certification scheme. The rules of the Scheme are available at the ABCB website www.abcb.gov.au. This Certificate of Conformity is to confirm that the relevant requirements of the Building Code of Australia (BCA) as claimed against have been met. The responsibility for the product performance and its fitness for the intended use remain with the Certificate Holder. The certification is not transferrable to a manufacturer not listed on Appendix A of this certificate.

Only criteria as identified within this Certificate of Conformity can be used for CodeMark certification claims. Where other claims are made in a client's Installation Manual, Website or other documents that are outside the criteria on this Certificate of Conformity, such criteria cannot be used or claimed to meet the requirements of this CodeMark certification.

The NCC defines a Performance Solution as one that complies with the Performance Requirements by means other than a Deemed-to-Satisfy Solution. A Building Solution that relies on a CodeMark Certificate of Conformity that certifies a product against the Performance Requirements cannot be considered as Deemed-to-Satisfy Solution.

This Certificate of Conformity may only relate to a part of a Performance Solution. In these circumstances other evidence of suitability is needed to demonstrate that the relevant Performance Requirements have been met. The relevant provisions of the Governing Requirements in Part A of the NCC will also need to be satisfied.

This Certificate of Conformity is issued based on the evidence of compliance as detailed herein. Any deviation from the specifications contained in this Certificate of Conformity is outside of this document's scope and the installation of the certified product will not be covered by this Certificate of Conformity.

Disclaimer: The Scheme Owner, Scheme Administrator and Scheme Accreditation Body do not make any representations, warranties or guarantees, and accept no legal liability whatsoever arising from or connected to, the accuracy, reliability, currency or completeness of any material contained within this certificate; and the Scheme Owner, Scheme Administrator and Scheme Accreditation Body disclaim to the extent permitted by law, all liability (including negligence) for claims of losses, expenses, damages and costs arising as a result of the use of the product(s) referred to in this certificate.

When using the CodeMark logo in relation to or on the product/system, the Certificate Holder makes a declaration of compliance with the Scope of Certification and confirms that the product is identical to the product certified herein. In issuing this Certificate of Conformity, CMI Certification Pty Ltd (CMI) has relied on the experience and expertise of external bodies (laboratories and technical experts).

Nothing in this document should be construed as a warranty or guarantee by CMI, and the only applicable warranties will be those provided by the Certificate Holder.

APPENDIX A – PRODUCT TECHNICAL DATA

A1 Type and intended use of product

As per page 1.

A2 Description of product

The Hardie™ Gravis™ Panel Floor comprises of 75mm autoclaved aerated concrete (AAC) panels and proprietary components used to create a flooring substrate that is supported by joist.

Material Properties	Property	Value	Property	Value		
AAC Panel	Panel Thickness	d (mm)	75	Panel Thickness	d (mm)	75
	Panel Width	w (mm)	600	Characteristic AAC Compressive Strength	f_{ck} (MPa)	381
	Panel Length (max.)	L (mm)	1800	AAC Characteristic Flexural Strength	f_{cflk} (MPa)	0.686
	Dry Density	(kg/m ³)	490	Elastic Modulus of AAC	(MPa)	1080
	AAC Working Density (At 15% moisture content)	(kg/m ³)	564	Design Serviceability Limit State Deflection Limit		L/250

System Components

Product	Description											
Hardie™ Gravis™ Panel	Hardie™ Gravis™ Panel is manufactured from Autoclaved Aerated Concrete (AAC), internally reinforced with a corrosion-protected steel mesh..											
	<table border="1"> <thead> <tr> <th>Length (mm)</th> <th>Width (mm)</th> <th>Thickness (mm)</th> <th>Weight per unit (kg/m³)*</th> <th>Weight per meter (kg/m²)*</th> <th>Product Code</th> </tr> </thead> <tbody> <tr> <td>1800</td> <td>600</td> <td>75</td> <td>56</td> <td>52</td> <td>900014</td> </tr> </tbody> </table>	Length (mm)	Width (mm)	Thickness (mm)	Weight per unit (kg/m ³)*	Weight per meter (kg/m ²)*	Product Code	1800	600	75	56	52
Length (mm)	Width (mm)	Thickness (mm)	Weight per unit (kg/m ³)*	Weight per meter (kg/m ²)*	Product Code							
1800	600	75	56	52	900014							
	*Panel weight is based on 35% moisture content at time of handling/install											
Hardie™ Joint Sealant	Hardie™ Joint Sealant is a general purpose polyurethane exterior grade joint sealant. Pack Size: 20/Box. Coverage: 1.0m/100ml (10mm control joint). 300ml Cartridge - Product Code 305534 600ml Sausage - Product Code 305672											
Hardie™ Gravis™ Adhesive 20kg	Hardie™ Gravis™ Adhesive is an off-white cement based adhesive which has been specifically formulated for bonding Hardie™ Gravis™ Panels together at vertical and horizontal joints. Hardie™ Gravis™ Adhesive can also be used as a patching compound. Pack size 20kg Product Code 700001											
Hardie™ Gravis™ Anti-Corrosion Sealer 0.5L	Hardie™ Gravis™ Anti-Corrosion Sealer is used to protect the exposed ends of reinforcement exposed during panel cutting. Pack size 0.5L. Product Code 700003											
Hardie™ Gravis™ Patch 10kg	Hardie™ Gravis™ Patch is used for repairing minor chips or damage to Gravis panels. Pack size 10kg. Product Code 700002											

Components not supplied by James Hardie

Product	Description
Insulation	Ceiling insulation may be included between each stud to achieve the required R-Value, acoustic performance and Fire Resistance Level (FRL) when required. Refer to the systems descriptions of Page XX for further information.
Waterproofing	Waterproofing membrane specified and installed in accordance with the manufacturer's installation requirements.

A3 Product specification

Structural provisions [B1D4(b)(ii) & H1P1(1), (3)(a) & (b)] Hardie™ Gravis™ Panel is engineered to meet structural performance requirements for domestic and residential use in self-contained dwellings, classified as Category A1 in Table 3.1 of AS/NZS 1170.1 “Structural Design Actions – Permanent, Imposed and Other Actions.” These panels are designed to support a concentrated (point) load of 1.8kN and a uniformly distributed load (UDL) of 2kPa (applied over an area of 350mm²).

Hardie™ Gravis™ 75mm thick reinforced AAC floor panels are capable of withstanding the nominated Imposed Load and Permanent Load combinations as defined in AS/NZS 1170.1:2002 and have demonstrated compliance with the general requirements of AS 5146.3:2018.

Hardie™ Gravis™ 75mm AAC floor panels may be used in Domestic / Residential & light Commercial flooring applications (loading in accordance with Residential Flooring conditions as nominated in AS/NZS 1170.1:2002) with a maximum joist spacing of 600mm centres.

Hardie™ Gravis™ Panel Floor must be installed in accordance with the [Hardie™ Gravis™ Panel Floor Installation Guide Australia June 2026](#) in accordance with the requirements of AS 5146.3:2018.

The design and engineering of the supporting structural members are outside the scope of the Certificate of Conformity.

Source: Clarkson Consulting Pty Ltd Report Reference JH Gravis 75mm Floor Structural Compliance_260324 dated 24/03/2026.

Fire resistance Level [C2D2(2) & H3D3]

Hardie™ Gravis™ Panel – Floor Systems Fire Resistance Level (FRL)

Floor Lining	Framing	Ceiling Lining	FRL Below
		-	-/-/-
		Min. 6mm Hardie™ Fibre Cement	-/-/-
Hardie™ Gravis™ Panel Floor	240 mm timber/LVL joists	1 x 10mm Standard Plasterboard	-/-/-
		1 x 13mm Fre Rated Plasterboard	30/30/30
		2 x 13mm Fre Rated Plasterboard	60/60/60
		2 x 16mm Fire Rated Plasterboard	90/90/90

Source: Ignis Labs Pty Ltd Reports IGNE-260041-02R I01R00 dated 26/03/2026.

Non-combustible [C2D10(5)(e) & H3D2]

The Hardie™ Gravis™ Panel Floor comprises of 75mm autoclaved aerated concrete (AAC) panels that have been assessed and deemed to comply with AS 5146.1:2015 & AS 5146.3:2018 for Autoclaved aerated concrete which meets the requirements of C2D10(5)(e) and may be used wherever a non-combustible material is required. Testing to AS 1530.1:1994 has also been conducted and the Hardie™ Gravis™ AAC Panels are NOT deemed COMBUSTIBLE according to the test criteria specified in Clause 3.4 of AS 1530.1:1994. Compliance with C2D10(5)(e) & H3D2 is limited to the AAC Panels only.

Source: Clarkson Consulting Pty Ltd Report Reference 260318 dated 19/06/2026 and Ignis Labs Pty Ltd Certificate No. IGNU-9622-01-01C I01 R00 issued 04/02/2026

Acoustic and Thermal Performance
[F7P1, J4D7 & H6D2(1)(b)(i)]

Refer to the systems table below for the Acoustic and Thermal Performances of Hardie™ Gravis™ Panel Floor configurations. These must be designed and installed in accordance with the [Hardie™ Gravis™ Panel Floor Installation Guide Australia June 2026](#).

Notes to R-Value Calculations

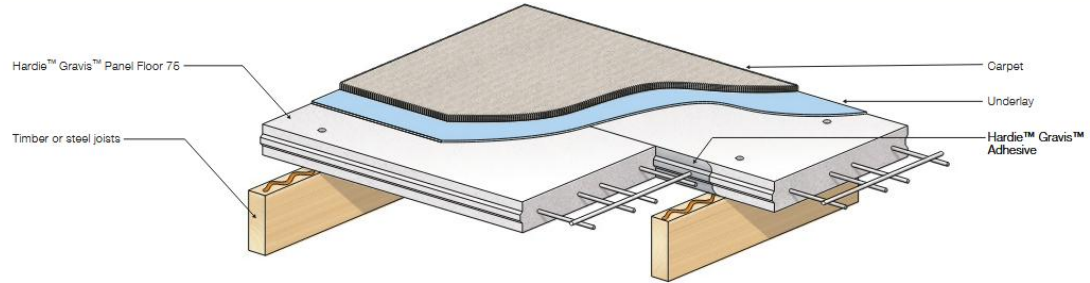
1. Calculations are in accordance with AS/NZS 4859 Parts 1 & 2:2018.
2. The above calculations are for total overall R value of Flooring systems with Joists at 600mm centres.
3. Floor framing elements and insulated areas taken into consideration for weighted average R values.
4. Winter and Summer ΔT values apply for Australia as defined in AS/NZS 4859.2:2018.
 - a. $\Delta T = 12^{\circ}\text{C}$ For Summer
 - b. $\Delta T = 6^{\circ}\text{C}$ For Winter
5. Thermal Conductivity of Hardie™ Gravis™ 75mm AAC panels (~490 kg/m³), $k = 0.118 \text{ W/m.K}$.
6. Emissivity of non-reflective surfaces assumed to be 0.9.
7. Insulation path R values calculated at main insulation cavity (air spaces excluded for Zero Ceiling & Zero Insulation options).
8. For U value calculation $U = 1/R$.

Source of Thermal values: Clarkson Consulting Pty Ltd Report Reference 260318 dated 16/03/2026.

Source of Acoustic values: SLR Consulting Australia Pty Ltd Ref No.: 610.033282L01-v1.0 dated 25/03/2026.

Acoustic and Thermal Performance (Con.t)

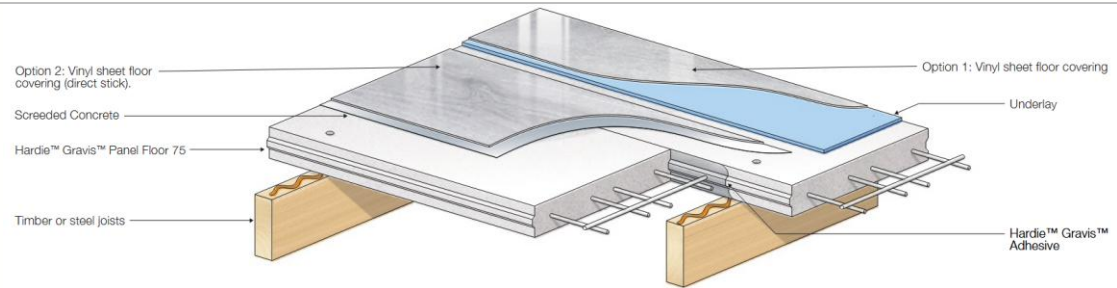
Carpet



System	Min. Insulation R-Value	Ceiling System	Frame	Thermal		Acoustic	
				R-value up	R-value down	Rw/Rw+Ctr	Lnw
JH-F01	None	None	Timber	1.18	1.23	36/33	85
JH-F02			Steel	1.09	1.14		
JH-F03	R2.0	x1 layer of 10mm Standard Plasterboard	Timber	3.17	3.24	35/49	59
JH-F04			Steel	3.08	3.15		
JH-F05	R2.0	x1 layer of 13mm Fire Rated Plasterboard	Timber	3.18	3.25	53/50	59
JH-F06			Steel	3.09	3.16		
JH-F07	R2.0	x2 layers of 13mm Fire Rated Plasterboard	Timber	3.25	3.32	54/52	59
JH-F08			Steel	3.16	3.22		

Acoustic and Thermal Performance (Con.t)

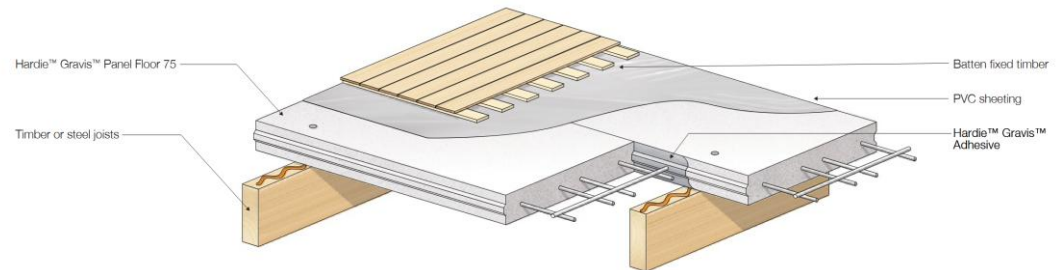
Vinyl Floor on Hardboard



System	Min. Insulation R-Value	Ceiling System	Frame	Thermal		Acoustic	
				R-value up	R-value down	Rw/Rw+C _{tr}	Lnw
JH-F09	None	None	Timber	0.98	1.03	37/35	89
JH-F10	None	None	Steel	0.89	0.94	37/35	89
JH-F11	R2.0	x1 layer of 10mm Standard Plasterboard	Timber	2.96	3.03	56/51	64
JH-F12	R2.0	x1 layer of 10mm Standard Plasterboard	Steel	2.87	2.94	56/51	64
JH-F13	R2.0	x1 layer of 13mm Fire Rated Plasterboard	Timber	2.98	3.05	56/51	63
JH-F14	R2.0	x1 layer of 13mm Fire Rated Plasterboard	Steel	2.89	2.96	56/51	63
JH-F15	R2.0	x2 layers of 13mm Fire Rated Plasterboard	Timber	3.04	3.11	56/51	62
JH-F16	R2.0	x2 layers of 13mm Fire Rated Plasterboard	Steel	2.95	3.02	56/51	62

Acoustic and Thermal Performance (Con.t)

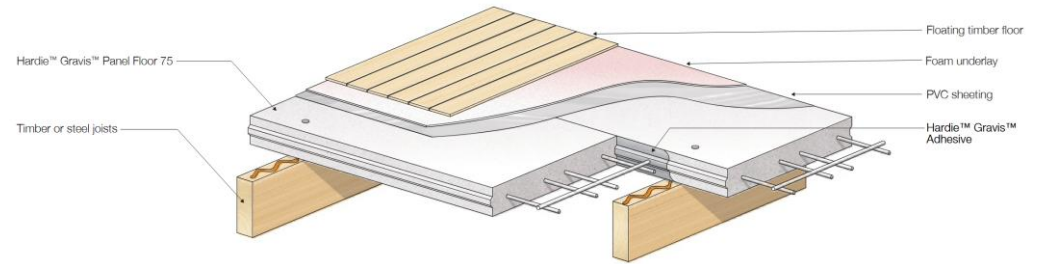
Timber Fixed to Batten



System	Min. Insulation R-Value	Ceiling System	Frame	Thermal		Acoustic	
				R-value up	R-value down	Rw/Rw+C _{tr}	Lnw
JH-F17	None	None	Timber	1.16	1.16	36/33	91
JH-F18	None	None	Steel	1.07	1.07	36/33	91
JH-F19	R2.0	x1 layer of 10mm Standard Plasterboard	Timber	3.15	3.15	56/51	66
JH-F20	R2.0	x1 layer of 10mm Standard Plasterboard	Steel	3.05	3.05	56/51	66
JH-F21	R2.0	x1 layer of 13mm Fire Rated Plasterboard	Timber	3.16	3.16	56/51	66
JH-F22	R2.0	x1 layer of 13mm Fire Rated Plasterboard	Steel	3.07	3.07	56/51	66
JH-F23	R2.0	x2 layers of 13mm Fire Rated Plasterboard	Timber	3.22	3.22	56/51	65
JH-F24	R2.0	x2 layers of 13mm Fire Rated Plasterboard	Steel	3.13	3.13	56/51	65

Acoustic and Thermal Performance (Con.t)

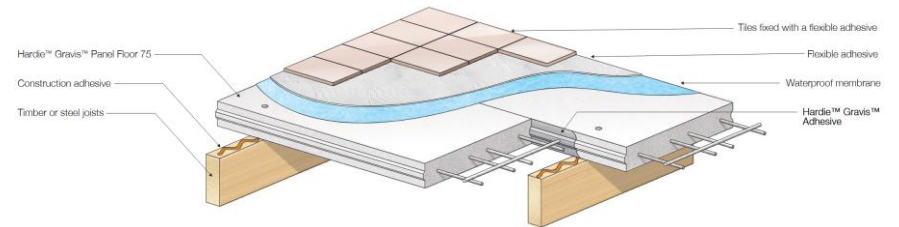
Timber Floating Flooring



System	Min. Insulation R-Value	Ceiling System	Frame	Thermal		Acoustic	
				R-value up	R-value down	Rw/Rw+C _{tr}	L _{nw}
JH-F25	None	None	Timber	1.11	1.16	36/33	95
JH-F26			Steel	1.02	1.07		
JH-F27	R2.0	x1 layer of 10mm Standard Plasterboard	Timber	3.10	3.16	56/51	69
JH-F28			Steel	3.00	3.07		
JH-F29	R2.0	x1 layer of 13mm Fire Rated Plasterboard	Timber	3.11	3.18	56/51	70
JH-F30			Steel	3.02	3.09		
JH-F31	R2.0	x2 layers of 13mm Fire Rated Plasterboard	Timber	3.17	3.24	56/51	69
JH-F32			Steel	3.08	3.15		

Acoustic and Thermal Performance (Con.t)

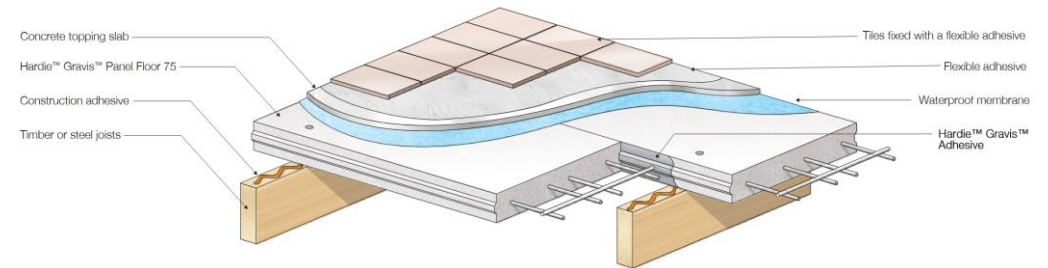
8mm Ceramic Tile



System	Min. Insulation R-Value	Ceiling System	Frame	Thermal		Acoustic	
				R-value up	R-value down	Rw/Rw+C _{tr}	L _{nw}
JH-F33	None	None	Timber	0.92	0.92	36/33	95
JH-F34			Steel	0.83	0.83		
JH-F35	R2.0	x1 layer of 10mm Standard Plasterboard	Timber	2.91	2.91	56/51	69
JH-F36			Steel	2.82	2.82		
JH-F37	R2.0	x1 layer of 13mm Fire Rated Plasterboard	Timber	2.92	2.92	56/51	70
JH-F38			Steel	2.83	2.83		
JH-F39	R2.0	x2 layers of 13mm Fire Rated Plasterboard	Timber	2.99	2.99	56/51	69
JH-F40			Steel	2.90	2.90		

Acoustic and Thermal Performance (Con.t)

8mm Ceramic Tiles on 50mm Concrete Topping Slab



System	Min. Insulation R-Value	Ceiling System	Frame	Thermal		Acoustic	
				R-value up	R-value down	Rw/Rw+C _{tr}	Lnw
JH-F41	None	None	Timber	0.95	1.00	40/37	83
JH-F42			Steel	0.86	0.91		
JH-F43	R2.0	x1 layer of 10mm Standard Plasterboard	Timber	2.94	3.01	60/55	59
JH-F44			Steel	2.85	2.92		
JH-F45	R2.0	x1 layer of 13mm Fire Rated Plasterboard	Timber	2.96	3.02	66/60	57
JH-F46			Steel	2.86	2.93		
JH-F47	R2.0	x2 layers of 13mm Fire Rated Plasterboard	Timber	3.02	3.09	68/63	56
JH-F48			Steel	2.93	2.99		

A4 Manufacturer and manufacturing plant(s)

This field is optional. Contact the Certificate Holder for details.

A5 Installation requirements

Only to be installed in accordance with the [Hardie™ Gravis™ Panel Floor Installation Guide Australia June 2026](#).

A6 Other relevant technical data

No other relevant technical data.

APPENDIX B – EVALUATION STATEMENTS

B1 Evaluation methods

1. Acoustic and Sound Provisions A5G3(1)(e). A report issued by a professional engineer.
2. Energy Efficiency Provisions A5G3(1)(e). A report issued by a professional engineer.
3. Fire Safety Provisions A5G3(1)(d)&(e). A report issued by an Accredited Testing Laboratory & a report from a professional engineer.
4. Structural Resistance Provisions A5G3(1)(e). A report issued by a professional engineer.

B2 Reports

1. Clarkson Consulting Services Pty Ltd; Reference Gravis Flooring Systems – NCC 2022 (+A2) & NCC 2025 Compliance; Dated 26/05/2026. Report reviews testing evidence and confirms that Hardie™ Gravis™ Panel Floor comply with the following:
BCA 2025 Volume 1 clauses; B1D4 (b)(ii), C2D2 (2) and F7P1; and
BCA 2025 Volume 2 clauses; H1P1(1) & (3)(a)&(b) and H3D4.
Reports reviewed by Clarkson Consulting Services Pty Ltd Report Reference Gravis Flooring Systems – NCC 2022 (+A2) & NCC 2025 Compliance dated 26/05/2026:
 - a. Clarkson Consulting Services Pty Ltd; Reference JH Gravis 75mm Floor Structural Compliance_260324; 75mm Gravis™ Panels in Flooring Applications; Dated 24/03/2026. Report is evidence to support compliance with B1D4(b)(ii) and H1P1(1),(3)(a)&(b).
 - b. Ignis Labs Pty Ltd ; Report No. IGNE-260041-02R I01R00; James Hardie Gravis 75 mm AAC Flooring Systems Fire Assessment Report; Issued 26/03/2026. Report confirms compliance with C2D2(2) and H3D4.
 - c. SLR Consulting Australia Pty Ltd; Reference. No.: 610.033282L01-v1.0; Acoustic Opinion of AAC panel systems for external walls, party walls and floors; Dated 25/03/2026. Report provides acoustic values for configurations in supporting compliance with F7P1.
2. Ignis Labs Pty Ltd; NATA Accreditation No. 20534; Certificate No. IGNL-9622-01-01C I01 R00; Testing in accordance with AS 1530.1:1994 Combustibility test for materials; Issued 04/02/2026. Report confirms compliance with C2D10(5)(e) and H3D2.
3. Clarkson Consulting Services Pty Ltd; Thermal Insulation Assessment of Hardie™ Gravis™ – 75mm Flooring Systems, version 1.2; Dated 16/03/2026. Report is evidence to support compliance with J4D7 and H6D2 (1)(b)(ii).

The Certificate Holder has chosen not to make the above evidence of compliance publicly available, due to the documents being considered commercial in confidence.

Certificate number: CM40469 Rev2

Certification Body:


 ABN: 81 663 250 815
 JASANZ Accreditation
 No. Z4450210AK
 PO Box 273,
 Palmwoods Qld 4555
 Australia
 P: +61 7 5445 2199
www.cmicert.com.au
office@cmicert.com.au

Certificate Holder:

 **JamesHardie**
 James Hardie Australia
 Pty Ltd
 ABN: 12 084 635 558
 10 Colquhoun St,
 Rosehill, NSW 2142
 Australia
 P: 13 11 03
www.jameshardie.com.au

THIS IS TO CERTIFY THAT

Hardie™ Gravis™ Panel Floor

Type and/or use of product:

Floor panels

Description of product:

The Hardie™ Gravis™ Panel Floor comprises of 75mm autoclaved aerated concrete (AAC) panels and proprietary components supported by joists. Refer A2 for details.

COMPLIES WITH THE FOLLOWING BCA PROVISIONS AND STATE OR TERRITORY VARIATION(S)

BCA 2022 (Amdt. 2)

	Volume One	Volume Two
Performance Requirement(s):	F7P1 Sound transmission – Floors. Must be used in conjunction with other building elements to provide insulation against the transmission of airborne and impact generated sound sufficient to prevent illness or loss of amenity to the occupants. Refer A3.	H1P1(1), (3)(a) & (b) Structural reliability and resistance – Subject to <i>Limitation and Condition No. 1</i> .
Deemed-to-Satisfy Provision(s):	B1D4(b)(ii) Structural reliability – Determination of structural resistance of materials and forms of construction subject to <i>Limitation and Condition No. 1</i> . C2D2(2) Fire-Resisting Construction – Can be used in conjunction with other Fire-Resisting Construction subject to <i>limitation and condition 3</i> . C2D10(5)(e) Non-combustible building elements – Limited to the AAC Panel Only - Refer A3. J4D7 Energy Efficiency – Floors. Can be used in conjunction with other building elements to achieve a Total R-Value. Refer A3.	H3D2 Non-combustible building elements – Limited to the AAC Panel Only - Refer A3. H3D4 Separating Floors – Can be used in conjunction with other Fire-Resisting Construction subject to <i>limitation and condition 3</i> . H6D2(1)(b)(i) Energy efficiency – Floors. Can be used in conjunction with other building elements to achieve a Total R-Value. Refer A3.
State or territory variation(s):	B1D4 (NT, QLD & WA) Part F7 (NT)	PART H6 (NSW, NT, TAS) & H6D2(1)(b)(ii) (VIC)

SUBJECT TO THE FOLLOWING LIMITATIONS AND CONDITIONS AND THE PRODUCT TECHNICAL DATA IN APPENDIX A AND EVALUATION STATEMENTS IN APPENDIX B


 Glen Gugliotti – CMI


 Don Grehan – Unrestricted Building Certifier

Date of issue: 23/06/2026

Date of expiry: 27/03/2029



Certificate of Conformity

Limitations and conditions:

1. Design and installation must be in strict accordance with the [Hardie™ Gravis™ Panel Floor Installation Guide Australia June 2026](#).
2. In all cases, it is a requirement that the Hardie™ Gravis™ Panel Floor incorporates either;
 - a. timber framing in accordance with AS 1684 - 'Residential timber-framed construction', treated dry kiln timber or durable hardwood, the building code of Australia and the framing manufacturer's specifications. Narrow Timber Joists (min. 40mm wide) and LVL solid joist (min. 42mm wide): Refer to table 8 for specific fastener in the [Hardie™ Gravis™ Panel Floor Installation Guide Australia June 2026](#).
 - b. steel framing must be in accordance with the National Association of Steel-Framed Housing (NASH) Standard for Residential and Low-rise Steel Framing, Part 1 and the framing manufacturer's specifications. Framing members must be in the range 0.75mm to 1.9mm BMT (base metal thickness). The steel framing must have the appropriate level of durability required to prevent corrosion.
The structural support members are designed and engineered separately as per project requirements by building designers and engineers.
3. Compliance with FRL is dependent on the system components and construction being as specified in A3. Any deviation does not form part of this certificate of conformity.
4. The use of the certified product/system is subject to these Limitations and Conditions and must be read in conjunction with the Scope of Certification below.

Building classification/s:

Class 1,2,3,4,5,6,7,8,9 & 10

Scope of certification: The CodeMark Scheme is a building product certification scheme. The rules of the Scheme are available at the ABCB website www.abcb.gov.au. This Certificate of Conformity is to confirm that the relevant requirements of the Building Code of Australia (BCA) as claimed against have been met. The responsibility for the product performance and its fitness for the intended use remain with the Certificate Holder. The certification is not transferrable to a manufacturer not listed on Appendix A of this certificate.

Only criteria as identified within this Certificate of Conformity can be used for CodeMark certification claims. Where other claims are made in a client's Installation Manual, Website or other documents that are outside the criteria on this Certificate of Conformity, such criteria cannot be used or claimed to meet the requirements of this CodeMark certification.

The NCC defines a Performance Solution as one that complies with the Performance Requirements by means other than a Deemed-to-Satisfy Solution. A Building Solution that relies on a CodeMark Certificate of Conformity that certifies a product against the Performance Requirements cannot be considered as Deemed-to-Satisfy Solution.

This Certificate of Conformity may only relate to a part of a Performance Solution. In these circumstances other evidence of suitability is needed to demonstrate that the relevant Performance Requirements have been met. The relevant provisions of the Governing Requirements in Part A of the NCC will also need to be satisfied.

This Certificate of Conformity is issued based on the evidence of compliance as detailed herein. Any deviation from the specifications contained in this Certificate of Conformity is outside of this document's scope and the installation of the certified product will not be covered by this Certificate of Conformity.

Disclaimer: The Scheme Owner, Scheme Administrator and Scheme Accreditation Body do not make any representations, warranties or guarantees, and accept no legal liability whatsoever arising from or connected to, the accuracy, reliability, currency or completeness of any material contained within this certificate; and the Scheme Owner, Scheme Administrator and Scheme Accreditation Body disclaim to the extent permitted by law, all liability (including negligence) for claims of losses, expenses, damages and costs arising as a result of the use of the product(s) referred to in this certificate.

When using the CodeMark logo in relation to or on the product/system, the Certificate Holder makes a declaration of compliance with the Scope of Certification and confirms that the product is identical to the product certified herein. In issuing this Certificate of Conformity, CMI Certification Pty Ltd (CMI) has relied on the experience and expertise of external bodies (laboratories and technical experts).

Nothing in this document should be construed as a warranty or guarantee by CMI, and the only applicable warranties will be those provided by the Certificate Holder.

APPENDIX A – PRODUCT TECHNICAL DATA

A1 Type and intended use of product

As per page 1.

A2 Description of product

The Hardie™ Gravis™ Panel Floor comprises of 75mm autoclaved aerated concrete (AAC) panels and proprietary components used to create a flooring substrate that is supported by joist.

Material Properties	Property	Value	Property	Value		
AAC Panel	Panel Thickness	d (mm)	75	Panel Thickness	d (mm)	75
	Panel Width	w (mm)	600	Characteristic AAC Compressive Strength	f_{ck} (MPa)	381
	Panel Length (max.)	L (mm)	1800	AAC Characteristic Flexural Strength	f_{cflk} (MPa)	0.686
	Dry Density	(kg/m ³)	490	Elastic Modulus of AAC	(MPa)	1080
	AAC Working Density (At 15% moisture content)	(kg/m ³)	564	Design Serviceability Limit State Deflection Limit		L/250

System Components

Product	Description												
Hardie™ Gravis™ Panel	Hardie™ Gravis™ Panel is manufactured from Autoclaved Aerated Concrete (AAC), internally reinforced with a corrosion-protected steel mesh..												
	<table border="1"> <thead> <tr> <th>Length (mm)</th> <th>Width (mm)</th> <th>Thickness (mm)</th> <th>Weight per unit (kg/m³)*</th> <th>Weight per meter (kg/m²)*</th> <th>Product Code</th> </tr> </thead> <tbody> <tr> <td>1800</td> <td>600</td> <td>75</td> <td>56</td> <td>52</td> <td>900014</td> </tr> </tbody> </table>	Length (mm)	Width (mm)	Thickness (mm)	Weight per unit (kg/m ³)*	Weight per meter (kg/m ²)*	Product Code	1800	600	75	56	52	900014
Length (mm)	Width (mm)	Thickness (mm)	Weight per unit (kg/m ³)*	Weight per meter (kg/m ²)*	Product Code								
1800	600	75	56	52	900014								
	*Panel weight is based on 35% moisture content at time of handling/install												
Hardie™ Joint Sealant	Hardie™ Joint Sealant is a general purpose polyurethane exterior grade joint sealant. Pack Size: 20/Box. Coverage: 1.0m/100ml (10mm control joint). 300ml Cartridge - Product Code 305534 600ml Sausage - Product Code 305672												
Hardie™ Gravis™ Adhesive 20kg	Hardie™ Gravis™ Adhesive is an off-white cement based adhesive which has been specifically formulated for bonding Hardie™ Gravis™ Panels together at vertical and horizontal joints. Hardie™ Gravis™ Adhesive can also be used as a patching compound. Pack size 20kg Product Code 700001												
Hardie™ Gravis™ Anti-Corrosion Sealer 0.5L	Hardie™ Gravis™ Anti-Corrosion Sealer is used to protect the exposed ends of reinforcement exposed during panel cutting. Pack size 0.5L. Product Code 700003												
Hardie™ Gravis™ Patch 10kg	Hardie™ Gravis™ Patch is used for repairing minor chips or damage to Gravis panels. Pack size 10kg. Product Code 700002												

Components not supplied by James Hardie

Product	Description
Insulation	Ceiling insulation may be included between each stud to achieve the required R-Value, acoustic performance and Fire Resistance Level (FRL) when required. Refer to the systems descriptions of Page XX for further information.
Waterproofing	Waterproofing membrane specified and installed in accordance with the manufacturer's installation requirements.

A3 Product specification

Structural provisions [B1D4(b)(ii) & H1P1(1), (2)(a) & (b)] Hardie™ Gravis™ Panel is engineered to meet structural performance requirements for domestic and residential use in self-contained dwellings, classified as Category A1 in Table 3.1 of AS/NZS 1170.1 “Structural Design Actions – Permanent, Imposed and Other Actions.” These panels are designed to support a concentrated (point) load of 1.8kN and a uniformly distributed load (UDL) of 2kPa (applied over an area of 350mm²).

Hardie™ Gravis™ 75mm thick reinforced AAC floor panels are capable of withstanding the nominated Imposed Load and Permanent Load combinations as defined in AS/NZS 1170.1:2002 and have demonstrated compliance with the general requirements of AS 5146.3:2018.

Hardie™ Gravis™ 75mm AAC floor panels may be used in Domestic / Residential & light Commercial flooring applications (loading in accordance with Residential Flooring conditions as nominated in AS/NZS 1170.1:2002) with a maximum joist spacing of 600mm centres.

Hardie™ Gravis™ Panel Floor must be installed in accordance with the [Hardie™ Gravis™ Panel Floor Installation Guide Australia June 2026](#) in accordance with the requirements of AS 5146.3:2018.

The design and engineering of the supporting structural members are outside the scope of the Certificate of Conformity.

Source: Clarkson Consulting Pty Ltd Report Reference JH Gravis 75mm Floor Structural Compliance_260324 dated 24/03/2026.

Fire resistance Level [C2D2(2) & H3D3]

Hardie™ Gravis™ Panel – Floor Systems Fire Resistance Level (FRL)

Floor Lining	Framing	Ceiling Lining	FRL Below
		-	-/-/-
		Min. 6mm Hardie™ Fibre Cement	-/-/-
Hardie™ Gravis™ Panel Floor	240 mm timber/LVL joists	1 x 10mm Standard Plasterboard	-/-/-
		1 x 13mm Fre Rated Plasterboard	30/30/30
		2 x 13mm Fre Rated Plasterboard	60/60/60
		2 x 16mm Fire Rated Plasterboard	90/90/90

Source: Ignis Labs Pty Ltd Reports IGNE-260041-02R IO1R00 dated 26/03/2026.

Non-combustible [C2D10(5)(e) & H3D2] The Hardie™ Gravis™ Panel Floor comprises of 75mm autoclaved aerated concrete (AAC) panels that have been assessed and deemed to comply with AS 5146.1:2015 & AS 5146.3:2018 for Autoclaved aerated concrete which meets the requirements of C2D10(5)(e) and may be used wherever a non-combustible material is required. Testing to AS 1530.1:1994 has also been conducted and the Hardie™ Gravis™ AAC Panels are NOT deemed COMBUSTIBLE according to the test criteria specified in Clause 3.4 of AS 1530.1:1994. Compliance with C2D10(5)(e) & H3D2 is limited to the AAC Panels only.

Source: Clarkson Consulting Pty Ltd Report Reference 260318 dated 19/06/2026 and Ignis Labs Pty Ltd Certificate No. IGNL-9622-01-01C IO1 R00 issued 04/02/2026

Acoustic and Thermal Performance
[F7P1, J4D7 & H6D2(1)(b)(i)]

Refer to the systems table below for the Acoustic and Thermal Performances of Hardie™ Gravis™ Panel Floor configurations. These must be designed and installed in accordance with the [Hardie™ Gravis™ Panel Floor Installation Guide Australia June 2026](#).

Notes to R-Value Calculations

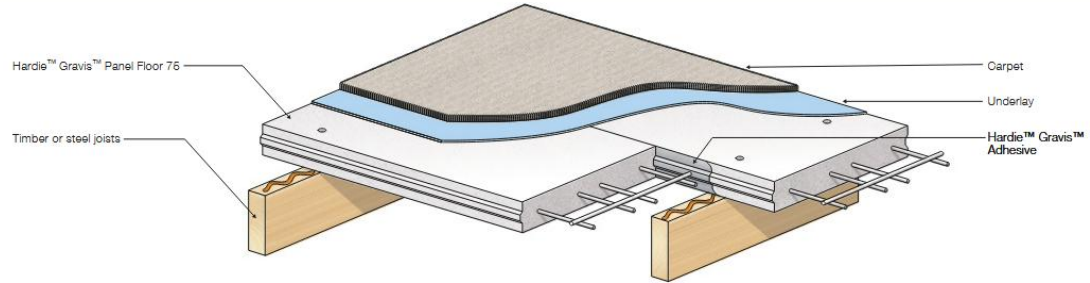
1. Calculations are in accordance with AS/NZS 4859 Parts 1 & 2:2018.
2. The above calculations are for total overall R value of Flooring systems with Joists at 600mm centres.
3. Floor framing elements and insulated areas taken into consideration for weighted average R values.
4. Winter and Summer ΔT values apply for Australia as defined in AS/NZS 4859.2:2018.
 - a. $\Delta T = 12^\circ\text{C}$ For Summer
 - b. $\Delta T = 6^\circ\text{C}$ For Winter
5. Thermal Conductivity of Hardie™ Gravis™ 75mm AAC panels (~490 kg/m³), $k = 0.118 \text{ W/m.K}$.
6. Emissivity of non-reflective surfaces assumed to be 0.9.
7. Insulation path R values calculated at main insulation cavity (air spaces excluded for Zero Ceiling & Zero Insulation options).
8. For U value calculation $U = 1/R$.

Source of Thermal values: Clarkson Consulting Pty Ltd Report Reference 260318 dated 16/03/2026.

Source of Acoustic values: SLR Consulting Australia Pty Ltd Ref No.: 610.033282L01-v1.0 dated 25/03/2026.

Acoustic and Thermal Performance (Con.t)

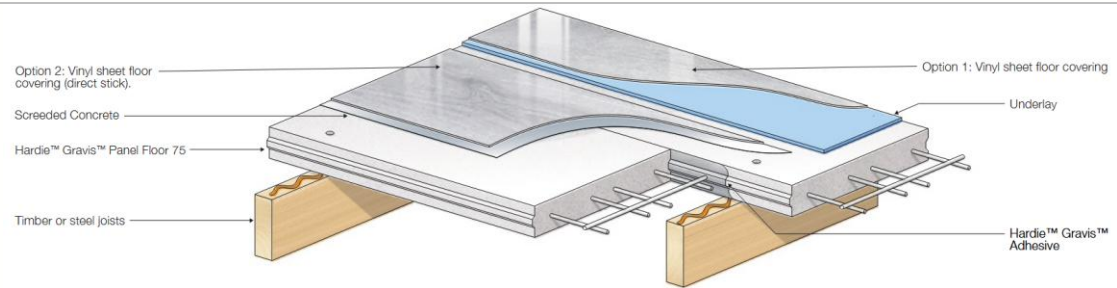
Carpet



System	Min. Insulation R-Value	Ceiling System	Frame	Thermal		Acoustic	
				R-value up	R-value down	Rw/Rw+Ctr	Lnw
JH-F01	None	None	Timber	1.18	1.23	36/33	85
JH-F02			Steel	1.09	1.14		
JH-F03	R2.0	x1 layer of 10mm Standard Plasterboard	Timber	3.17	3.24	35/49	59
JH-F04			Steel	3.08	3.15		
JH-F05	R2.0	x1 layer of 13mm Fire Rated Plasterboard	Timber	3.18	3.25	53/50	59
JH-F06			Steel	3.09	3.16		
JH-F07	R2.0	x2 layers of 13mm Fire Rated Plasterboard	Timber	3.25	3.32	54/52	59
JH-F08			Steel	3.16	3.22		

Acoustic and Thermal Performance (Con.t)

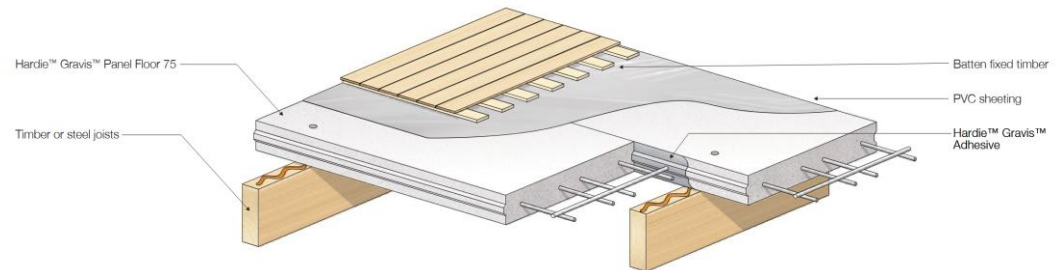
Vinyl Floor on Hardboard



System	Min. Insulation R-Value	Ceiling System	Frame	Thermal		Acoustic	
				R-value up	R-value down	Rw/Rw+C _{tr}	Lnw
JH-F09	None	None	Timber	0.98	1.03	37/35	89
JH-F10	None	None	Steel	0.89	0.94	37/35	89
JH-F11	R2.0	x1 layer of 10mm Standard Plasterboard	Timber	2.96	3.03	56/51	64
JH-F12	R2.0	x1 layer of 10mm Standard Plasterboard	Steel	2.87	2.94	56/51	64
JH-F13	R2.0	x1 layer of 13mm Fire Rated Plasterboard	Timber	2.98	3.05	56/51	63
JH-F14	R2.0	x1 layer of 13mm Fire Rated Plasterboard	Steel	2.89	2.96	56/51	63
JH-F15	R2.0	x2 layers of 13mm Fire Rated Plasterboard	Timber	3.04	3.11	56/51	62
JH-F16	R2.0	x2 layers of 13mm Fire Rated Plasterboard	Steel	2.95	3.02	56/51	62

Acoustic and Thermal Performance (Con.t)

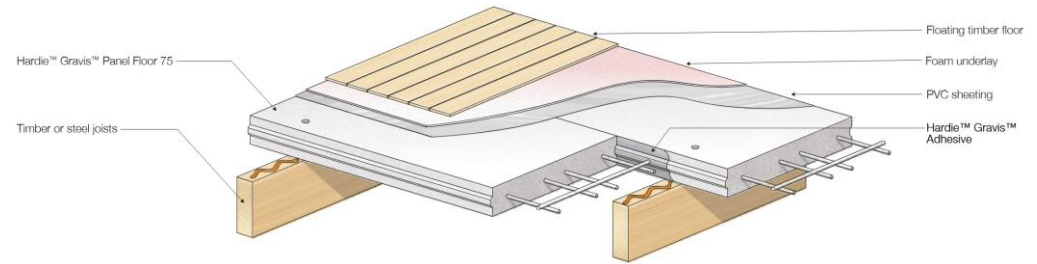
Timber Fixed to Batten



System	Min. Insulation R-Value	Ceiling System	Frame	Thermal		Acoustic	
				R-value up	R-value down	Rw/Rw+C _{tr}	Lnw
JH-F17	None	None	Timber	1.16	1.16	36/33	91
JH-F18	None	None	Steel	1.07	1.07	36/33	91
JH-F19	R2.0	x1 layer of 10mm Standard Plasterboard	Timber	3.15	3.15	56/51	66
JH-F20	R2.0	x1 layer of 10mm Standard Plasterboard	Steel	3.05	3.05	56/51	66
JH-F21	R2.0	x1 layer of 13mm Fire Rated Plasterboard	Timber	3.16	3.16	56/51	66
JH-F22	R2.0	x1 layer of 13mm Fire Rated Plasterboard	Steel	3.07	3.07	56/51	66
JH-F23	R2.0	x2 layers of 13mm Fire Rated Plasterboard	Timber	3.22	3.22	56/51	65
JH-F24	R2.0	x2 layers of 13mm Fire Rated Plasterboard	Steel	3.13	3.13	56/51	65

Acoustic and Thermal Performance (Con.t)

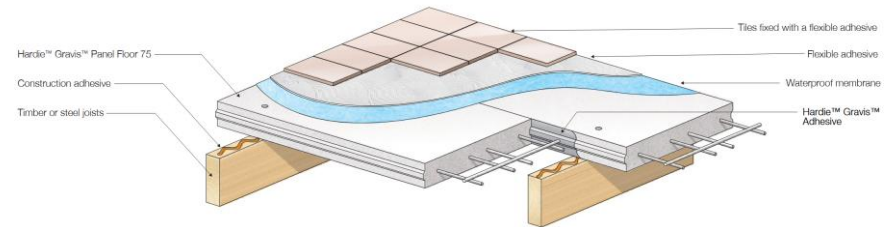
Timber Floating Flooring



System	Min. Insulation R-Value	Ceiling System	Frame	Thermal		Acoustic	
				R-value up	R-value down	Rw/Rw+C _{tr}	L _{nw}
JH-F25	None	None	Timber	1.11	1.16	36/33	95
JH-F26			Steel	1.02	1.07		
JH-F27	R2.0	x1 layer of 10mm Standard Plasterboard	Timber	3.10	3.16	56/51	69
JH-F28			Steel	3.00	3.07		
JH-F29	R2.0	x1 layer of 13mm Fire Rated Plasterboard	Timber	3.11	3.18	56/51	70
JH-F30			Steel	3.02	3.09		
JH-F31	R2.0	x2 layers of 13mm Fire Rated Plasterboard	Timber	3.17	3.24	56/51	69
JH-F32			Steel	3.08	3.15		

Acoustic and Thermal Performance (Con.t)

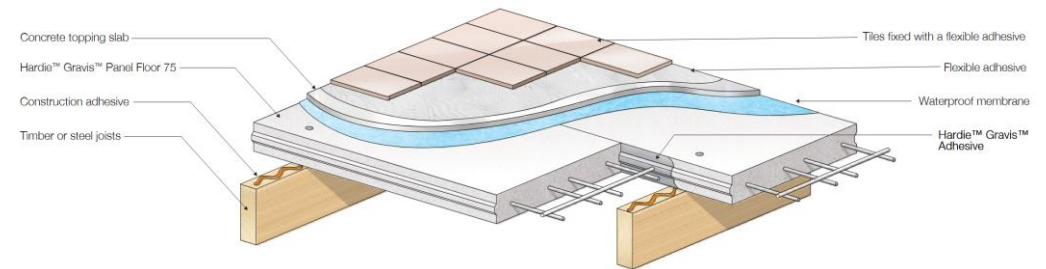
8mm Ceramic Tile



System	Min. Insulation R-Value	Ceiling System	Frame	Thermal		Acoustic	
				R-value up	R-value down	Rw/Rw+C _{tr}	L _{nw}
JH-F33	None	None	Timber	0.92	0.92	36/33	95
JH-F34			Steel	0.83	0.83		
JH-F35	R2.0	x1 layer of 10mm Standard Plasterboard	Timber	2.91	2.91	56/51	69
JH-F36			Steel	2.82	2.82		
JH-F37	R2.0	x1 layer of 13mm Fire Rated Plasterboard	Timber	2.92	2.92	56/51	70
JH-F38			Steel	2.83	2.83		
JH-F39	R2.0	x2 layers of 13mm Fire Rated Plasterboard	Timber	2.99	2.99	56/51	69
JH-F40			Steel	2.90	2.90		

Acoustic and Thermal Performance (Con.t)

8mm Ceramic Tiles on 50mm Concrete Topping Slab



System	Min. Insulation R-Value	Ceiling System	Frame	Thermal		Acoustic	
				R-value up	R-value down	Rw/Rw+C _{tr}	Lnw
JH-F41	None	None	Timber	0.95	1.00	40/37	83
JH-F42			Steel	0.86	0.91		
JH-F43	R2.0	x1 layer of 10mm Standard Plasterboard	Timber	2.94	3.01	60/55	59
JH-F44			Steel	2.85	2.92		
JH-F45	R2.0	x1 layer of 13mm Fire Rated Plasterboard	Timber	2.96	3.02	66/60	57
JH-F46			Steel	2.86	2.93		
JH-F47	R2.0	x2 layers of 13mm Fire Rated Plasterboard	Timber	3.02	3.09	68/63	56
JH-F48			Steel	2.93	2.99		

A4 Manufacturer and manufacturing plant(s)

This field is optional. Contact the Certificate Holder for details.

A5 Installation requirements

Only to be installed in accordance with the [Hardie™ Gravis™ Panel Floor Installation Guide Australia June 2026](#).

A6 Other relevant technical data

No other relevant technical data.

APPENDIX B – EVALUATION STATEMENTS

B1 Evaluation methods

1. Acoustic and Sound Provisions A5G3(1)(e). A report issued by a professional engineer.
2. Energy Efficiency Provisions A5G3(1)(e). A report issued by a professional engineer.
3. Fire Safety Provisions A5G3(1)(d)&(e). A report issued by an Accredited Testing Laboratory & a report from a professional engineer.
4. Structural Resistance Provisions A5G3(1)(e). A report issued by a professional engineer.

B2 Reports

1. Clarkson Consulting Services Pty Ltd; Reference Gravis Flooring Systems – NCC 2022 (+A2) & NCC 2025 Compliance; Dated 26/05/2026. Report reviews testing evidence and confirms that Hardie™ Gravis™ Panel Floor comply with the following:
BCA 2022 Volume 1 clauses; B1D4 (b)(ii), C2D2 (2) and F7P1; and
BCA 2022 Volume 2 clauses; H1P1(1) & (2)(a)&(b) and H3D4; and
Reports reviewed by Clarkson Consulting Services Pty Ltd Report Reference Gravis Flooring Systems – NCC 2022 (+A2) & NCC 2025 Compliance dated 26/05/2026:
 - a. Clarkson Consulting Services Pty Ltd; Reference JH Gravis 75mm Floor Structural Compliance_260324; 75mm Gravis™ Panels in Flooring Applications; Dated 24/03/2026. Report is evidence to support compliance with B1D4(b)(ii) and H1P1(1),(2)(a)&(b).
 - b. Ignis Labs Pty Ltd ; Report No. IGNE-260041-02R I01R00; James Hardie Gravis 75 mm AAC Flooring Systems Fire Assessment Report; Issued 26/03/2026. Report confirms compliance with C2D2(2) and H3D4.
 - c. SLR Consulting Australia Pty Ltd; Reference. No.: 610.033282L01-v1.0; Acoustic Opinion of AAC panel systems for external walls, party walls and floors; Dated 25/03/2026. Report provides acoustic values for configurations in supporting compliance with F7P1.
2. Ignis Labs Pty Ltd; NATA Accreditation No. 20534; Certificate No. IGNL-9622-01-01C I01 R00; Testing in accordance with AS 1530.1:1994 Combustibility test for materials; Issued 04/02/2026. Report confirms compliance with C2D10(5)(e) and H3D2.
3. Clarkson Consulting Services Pty Ltd; Thermal Insulation Assessment of Hardie™ Gravis™ – 75mm Flooring Systems, version 1.2; Dated 16/03/2026. Report is evidence to support compliance with J4D7 and H6D2 (1)(b)(ii).

The Certificate Holder has chosen not to make the above evidence of compliance publicly available, due to the documents being considered commercial in confidence.